

ICDI International College of
DIGITAL INNOVATION
CHIANG MAI UNIVERSITY

Developing Dashboard with Excel and Power BI เพื่อนำเสนอข้อมูลแบบ Smart User

Mr.Kanyawut Ariya



Outline

- ☑ Introduction
- ☑ Microsoft Excel Fundamentals
- ☑ Microsoft PowerBi Fundamentals
- ☑ Presentations



Power BI Desktop



Power BI Desktop
App



Microsoft Store

A screenshot of the Microsoft Store app interface. The search bar at the top contains the text "powerbi". The main content area displays the "Power BI Desktop" app card, which is highlighted with a red border. The card shows the app's icon, the title "Power BI Desktop", the developer "Microsoft Corporation", a 4.9 star rating, 350 ratings, and an IARC 3+ age rating. A blue button with a white play icon and the text "Pending" is visible on the right side of the card. The bottom of the card features a "Business" category tag and a share icon.

Microsoft Store

powerbi

Home

Apps

Gaming

Power BI Desktop

Power BI Desktop

Microsoft Corporation

4.9 ★ Average

350 Ratings

IARC 3+ 3+

Power BI Desktop puts visual analytics at your fingertips. With this powerful authoring tool, you can create interactive data visualizations and reports.

Business

Pending

เอกสารประกอบการอบรม



<https://cmu.to/7ZG9k>



VISUALIZATIONS

RULE NO.1 : SHOW DATA

การแสดงผลข้อมูลจะไม่สมบูรณ์หากปราศจากข้อมูล



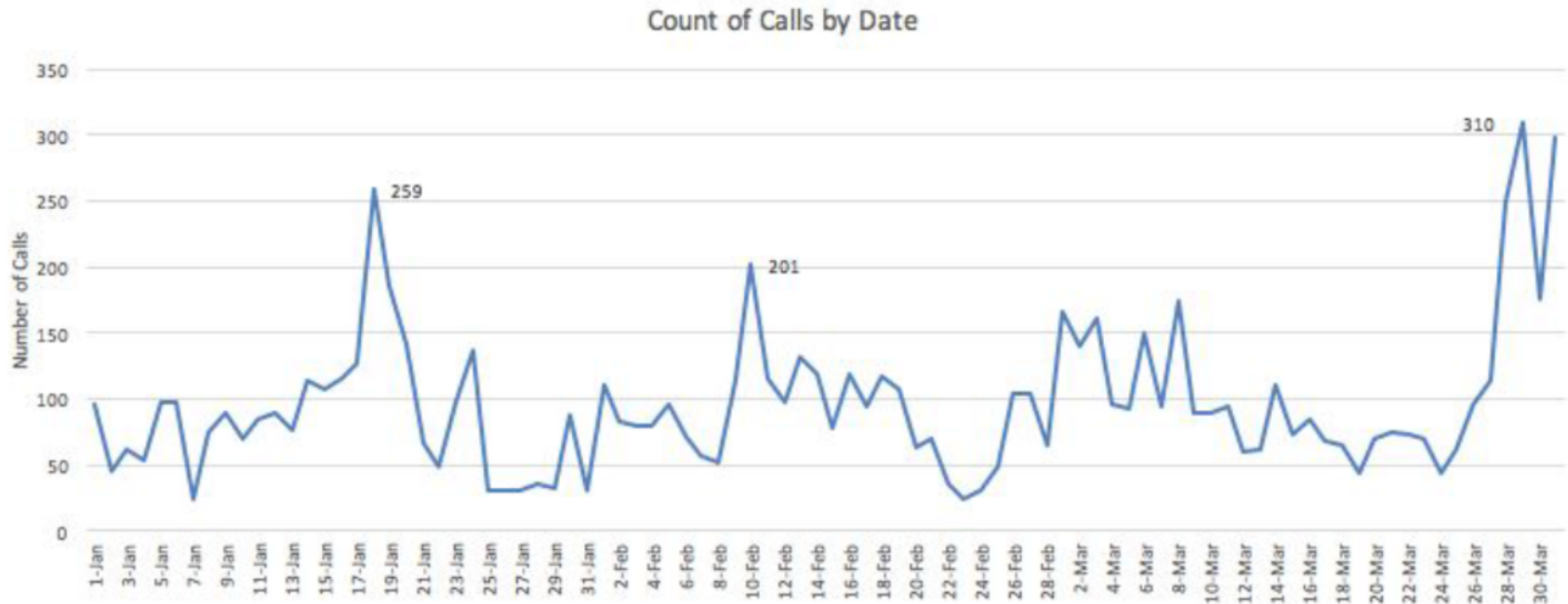
RULE NO.1 : SHOW DATA

การแสดงผลข้อมูลจะไม่สมบูรณ์หากปราศจากข้อมูล



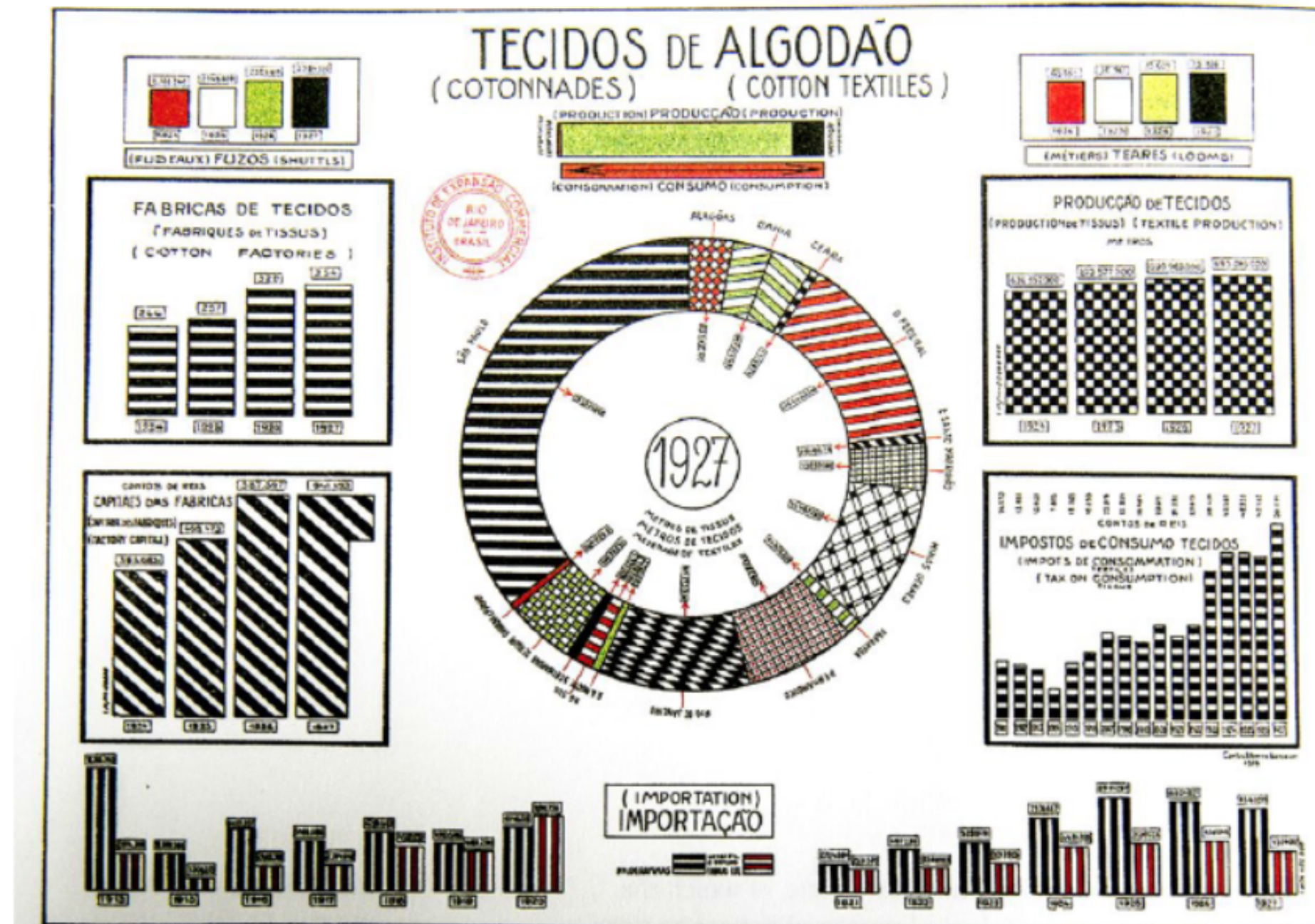
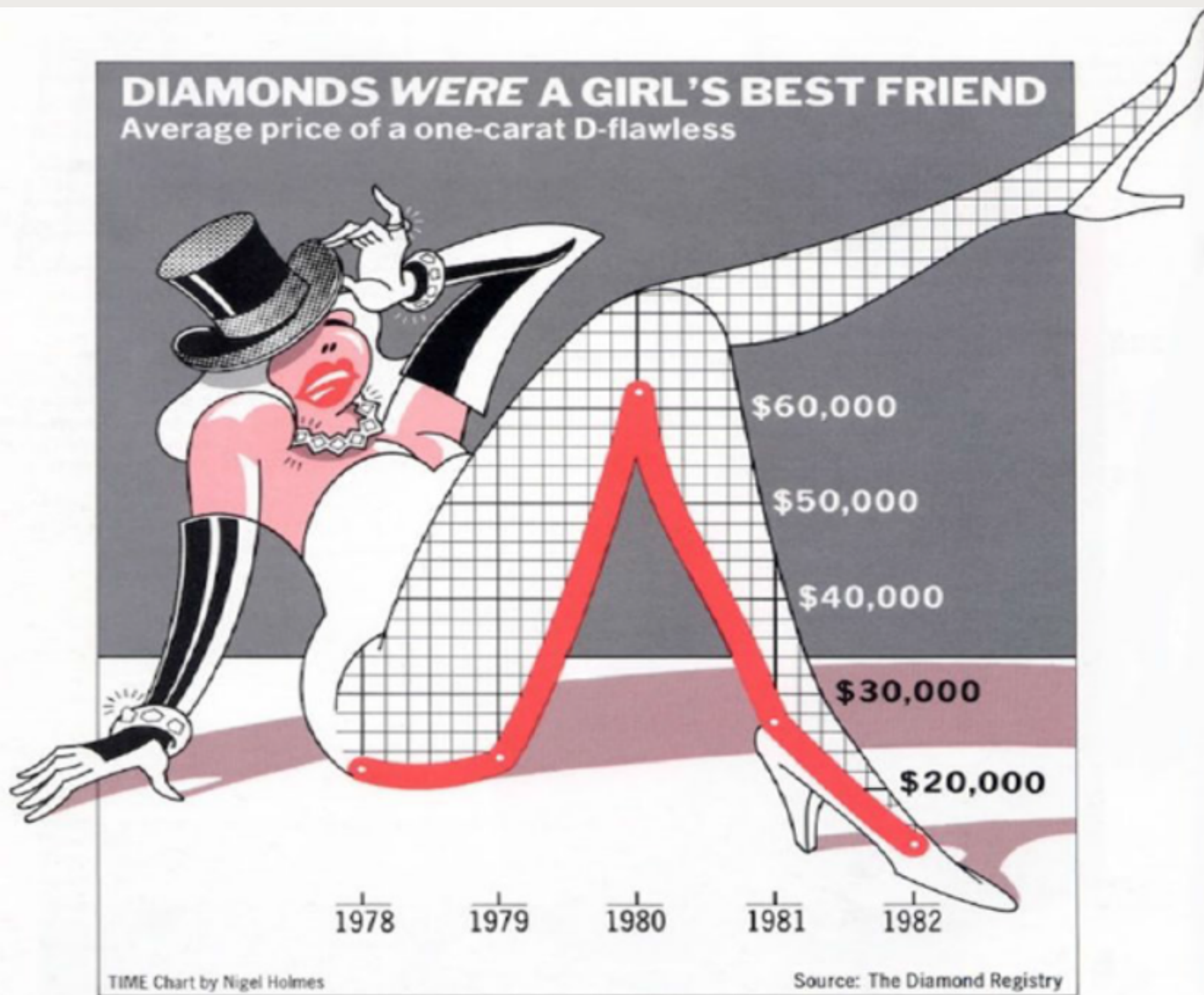
RULE NO.2 : USE LABELS

ใช้ป้ายกำกับข้อมูลในการแสดงผลในส่วนที่สำคัญ หรือต้องการนำเสนอ



RULE NO.3 : AVOID CHARTJUNK

หลีกเลี่ยงการใช้แผนภูมิที่มีลวดลาย หรือทำให้เข้าใจยาก



Source: Tufte, E. R. (1985).

The WORLD as 100 PEOPLE



IF THE WORLD WERE 100 PEOPLE

50 would be female
50 would be male

20 would be children
66 would be adults
14 would be 65 and older

There would be:

61 Asians
14 people from the Western Hemisphere
13 Africans
12 Europeans

There would be:

31 Christians
21 Muslims
16 people would be non-religious
14 Hindus
12 people who practice other religions
6 Buddhists

52 would speak other languages
17 would speak a Chinese dialect
8 would speak Hindustani
8 would speak English
7 would speak Spanish
4 would speak Arabic
4 would speak Russian

82 would be able to read and write, 18 would not

1 would have a college education
1 would own a computer


75 people would have food and shelter,
25 people would not

1 would be dying of starvation
17 would be undernourished
15 would be overweight

83 would have access to safe drinking water,
17 people would not



Gender



Age



Region



Faith




Language



Literacy



Development



Food&Shelter



Nutrition

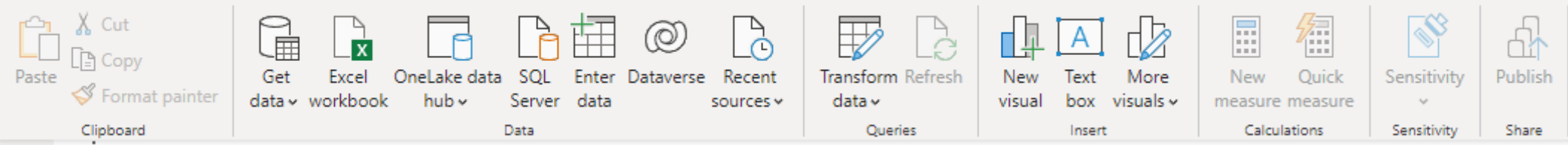


Water





MICROSOFT POWERBI FUNDAMENTALS

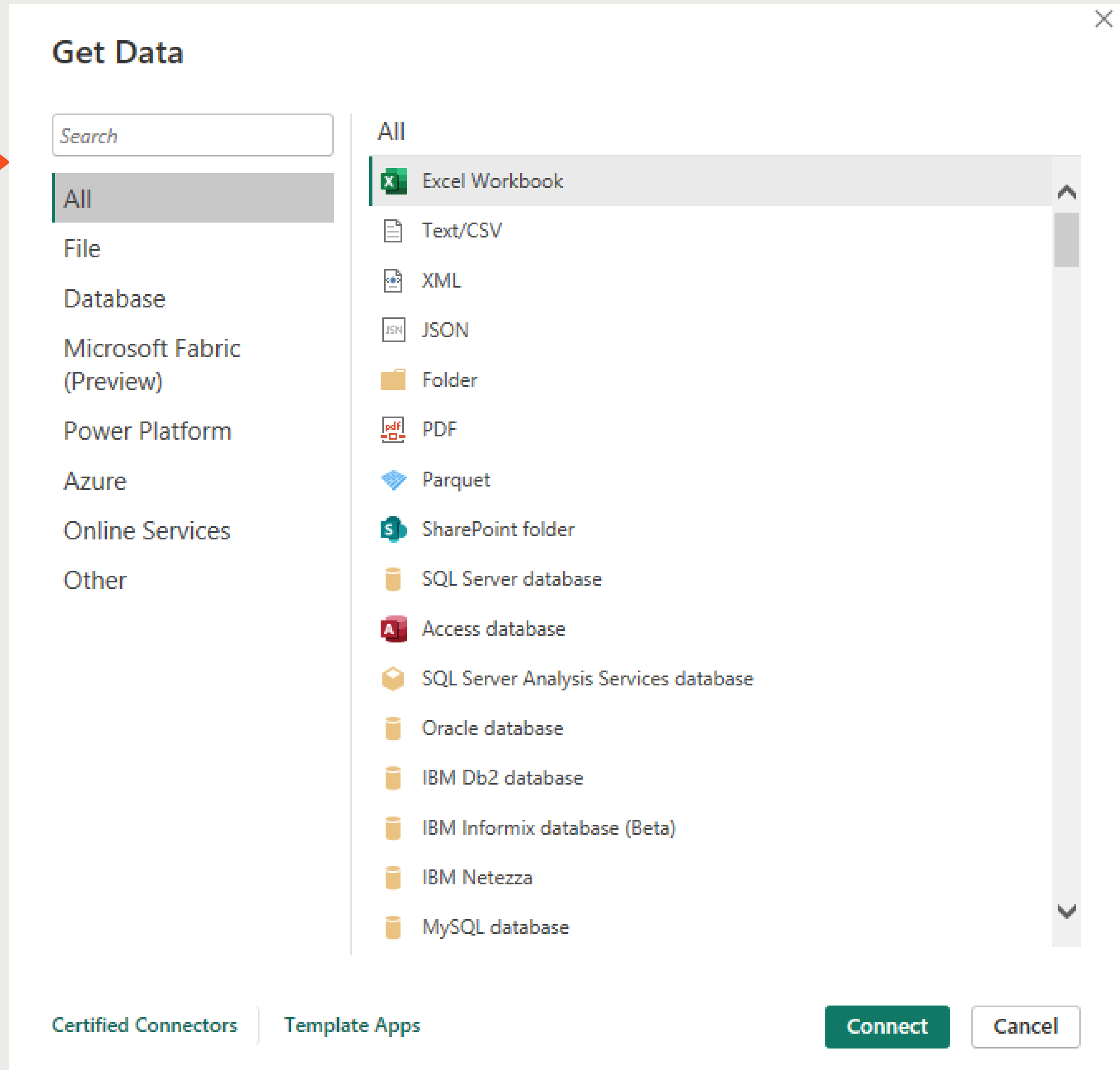
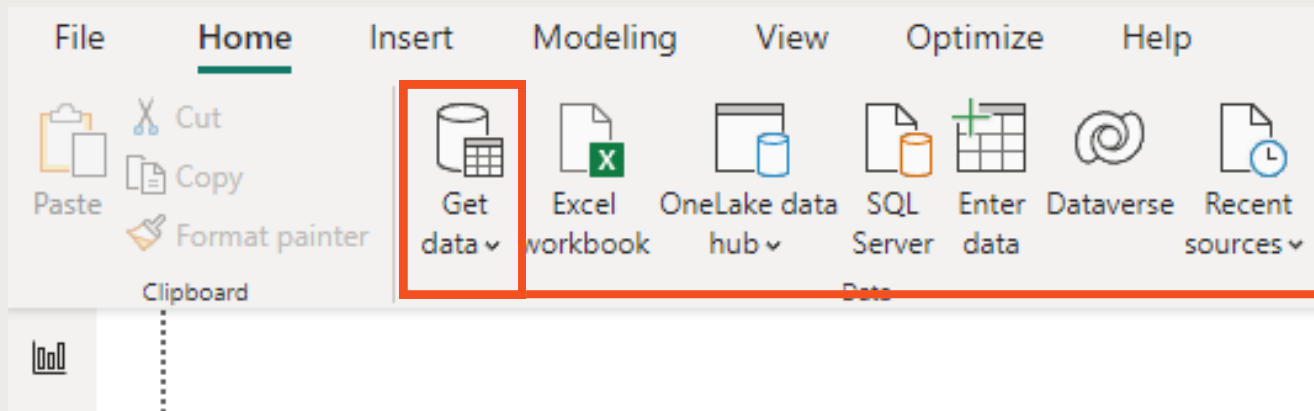


Add data to your report
Once loaded, your data will appear in the Data pane.

Four data source options: Import data from Excel, Import data from SQL Server, Paste data into a blank table, Try a sample dataset.

Get data from another source ->

Visualizations and Data panes. Includes a search bar, a grid of visualization icons, and a 'Data' pane with a 'Get data' button.



เริ่มต้นด้วย
การนำเข้าไฟล์
ข้อมูลที่เตรียมไว้

Navigator

Display Options ▾

Excel Fundamentals.xlsx [5]

- Ex.1 Math
- Ex.2 String
- Ex.3 Condition
- Ex.4. VLOOKUP

Summary By Partner

Suggested Tables [8]

- Name (Ex 1 Math)
- Speed (Ex 1 Math)
- Partner Code (Ex 2 String)
- Sample functions (Ex 2 String)

Summary By Partner

Group Special Channel	TDS Channel	Sub Channel	Outlet Code	Out
DSP	Community	Direct-Sale-Partner	10035197	
S2	Wholesales	S2	10033756	
SIT	Community	Special ST	30400777	
DSP	Community	Direct-Sale-Partner	10035200	
S2	Wholesales	S2	10033756	
S2	Wholesales	S2	10033756	
S2	Wholesales	S2	10033756	
DSP	Community	Direct-Sale-Partner	10028577	
DSP	Community	Direct-Sale-Partner	10032993	
DSP	Community	Direct-Sale-Partner	10033355	
S2	Wholesales	S2	10033756	
SIT	Community	Special ST	30400777	
SIT	Community	Special ST	30300186	
S2	Wholesales	S2	10033756	
S2	Wholesales	S2	10033756	
S2	Wholesales	S2	10033756	
SIT	Community	Special ST	30400777	
SIT	Community	Special ST	30300186	
True Agent Plus	Dealer	True Agent Plus	10033755	
S2	Wholesales	S2	10033756	
S2	Wholesales	S2	10033756	
S2	Wholesales	S2	10033756	

Load

Transform Data

Cancel

เลือกตาราง
ที่ต้องการ



เลือก
Transform
Data

File Home Transform Add Column View Tools Help

Formula Bar
 Monospaced
 Column distribution
 Always allow
 Show whitespace
 Column profile
 Column quality

Query Settings
 Go to Column
 Advanced Editor
 Query Dependencies
 Layout
 Data Preview
 Columns
 Parameters
 Advanced
 Dependencies

Queries [1]

Summary By Partner

```
= Table.TransformColumnTypes("#Promoted Headers",{"Group Special Ch
```

	A ^B _C Group Special Channel	A ^B _C TDS Channel	A ^B _C Sub Channel	1 ² ₃ Out
	<ul style="list-style-type: none"> ● Valid 99% ● Error 0% ● Empty < 1% 	<ul style="list-style-type: none"> ● Valid 99% ● Error 0% ● Empty < 1% 	<ul style="list-style-type: none"> ● Valid 99% ● Error 0% ● Empty < 1% 	<ul style="list-style-type: none"> ● Valid ● Error ● Emp
1	DSP	Community	Direct-Sale-Partner	
2	S2	Wholesales	S2	
3	SIT	Community	Special ST	
4	DSP	Community	Direct-Sale-Partner	
5	S2	Wholesales	S2	
6	S2	Wholesales	S2	
7	S2	Wholesales	S2	
8	DSP	Community	Direct-Sale-Partner	

จัดเตรียมข้อมูล

Power Query Editor interface showing the 'Data Type: Whole Number' dropdown menu highlighted in red. The formula bar shows the M query: `= Table.TransformColumnTypes(#"Promoted Headers",{{"Group Special Channel", type text}, {"TDS Channel", type text}, {"Sub Channel", type text}, {"Outlet Code", type whole number}, {"Outlet Name", type text}})`

	Group Special Channel	TDS Channel	Sub Channel	Outlet Code	Outlet Name
	Valid 99%, Error 0%, Empty < 1%	Valid 99%, Error 0%, Empty < 1%	Valid 99%, Error 0%, Empty < 1%	Valid 99%, Error 0%, Empty < 1%	Valid 99%, Error 0%, Empty < 1%
1	DSP	Community	Direct-Sale-Partner	10035197	น.ส.สุตารัตน์ เคนตา
2	S2	Wholesales	S2	10033756	ห้างหุ้นส่วน เตชะ วัน ไอที
3	SIT	Community	Special ST	30400777	CMU_P&C R03_สกลนคร

ข้อมูลที่เป็นตัวเลขแต่ไม่ได้นำมาคำนวณควรเป็นประเภท ตัวอักษร(Text) เช่น รหัสพนักงาน, รหัสนักศึกษา, เบอร์โทรศัพท์

Untitled - Power Query Editor

File Home Transform Add Column View Tools Help

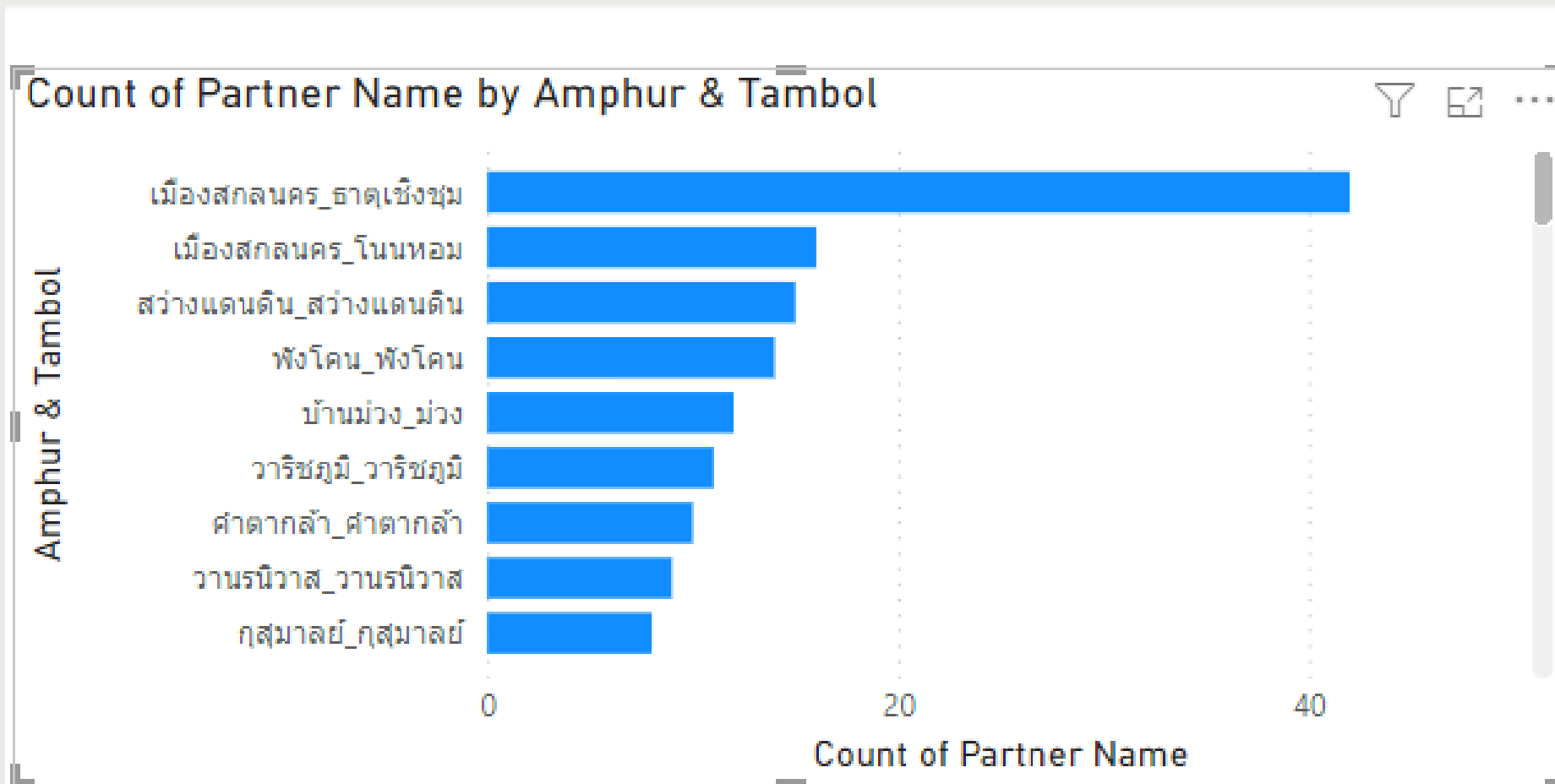
Close & Apply Close New Source Recent Sources Enter Data Data source settings Manage Parameters Refresh Preview Properties Advanced Editor Manage Query Choose Columns Remove Columns Keep Rows Remove Rows Sort Split Column

Queries [1]

Summary By Partner

`= Table.TransformColumnTypes("#Promoted Headers",{"Group Special Channel", type text})`

	A ^B C Group Special Channel	A ^B C TDS Channel	A ^B C Sub Channel	A ^B C Outlet Code
	<ul style="list-style-type: none"> Valid 99% Error 0% Empty < 1% 	<ul style="list-style-type: none"> Valid 99% Error 0% Empty < 1% 	<ul style="list-style-type: none"> Valid 99% Error 0% Empty < 1% 	<ul style="list-style-type: none"> Valid 99% Error 0% Empty < 1%
1	DSP	Community	Direct-Sale-Partner	10035197
2	S2	Wholesales	S2	10033756
3	SIT	Community	Special ST	30400777
4	DSP	Community	Direct-Sale-Partner	10035200
5	S2	Wholesales	S2	10033756
6	S2	Wholesales	S2	10033756
7	S2	Wholesales	S2	10033756
8	DSP	Community	Direct-Sale-Partner	10028577
9	DSP	Community	Direct-Sale-Partner	10032993



Filters

Search

Filters on this visual

- Amphur & Tambol is (All)
- Count of Partner Name is (All)

Add data fields here

Filters on this page

Add data fields here

Filters on all pages

Add data fields here

Visualizations

Build visual

Y-axis

Amphur & Tambol

X-axis

Count of Partner Name

Legend

Add data fields here

Small multiples

Add data fields here

Tooltips

Add data fields here

Data

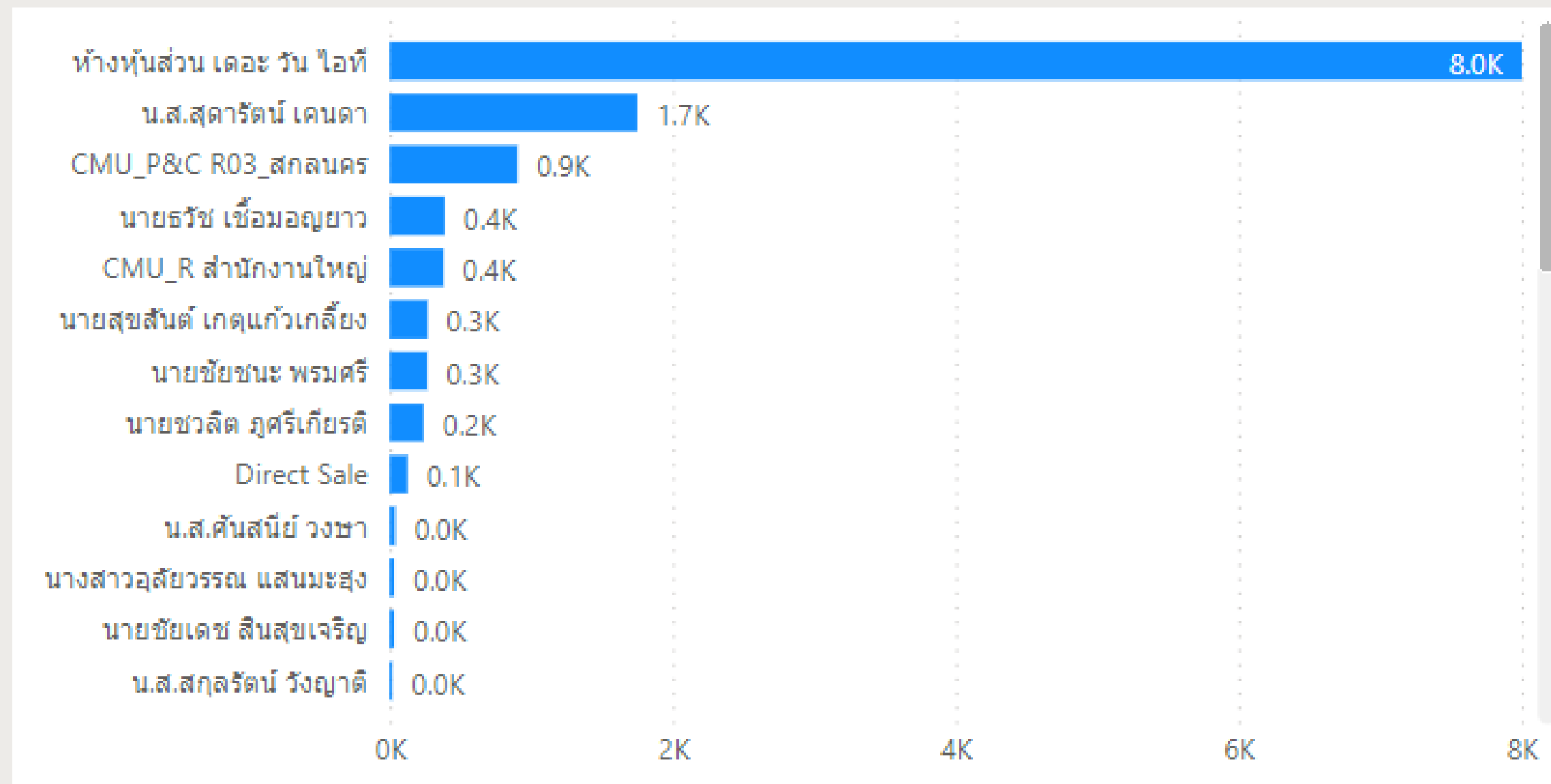
Search

Summary By Partner

- Amphur & Tambol
- ∑ CS90
- ∑ DIGITAL BOX
- Group Special C...
- ∑ HANDSET
- ∑ MASS
- Outlet Code
- Outlet Name
- Partner Code
- Partner Name
- ∑ POSTPAY
- ∑ PREPAY
- Route (for S2)
- Sub Channel
- TDS Channel
- TDS Province
- ∑ TOL
- ∑ TOL-REGISTER
- ∑ TOL+TVS
- ∑ TOL+TVS+TMH
- ∑ X-SELL

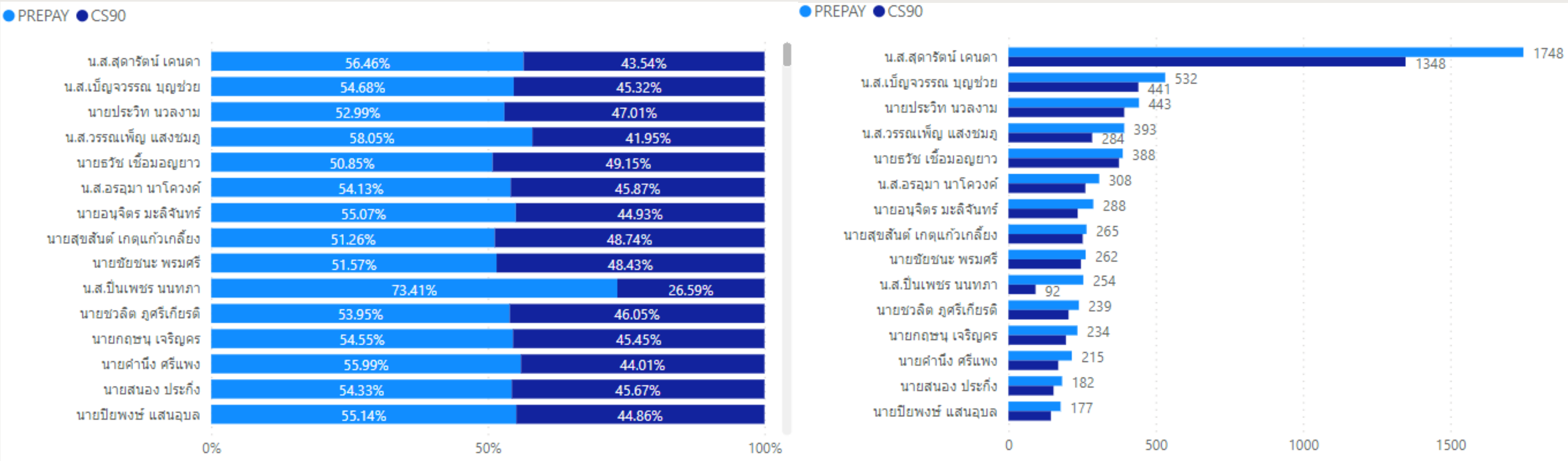
แบบฝึกหัด

1. ต้องการเห็นจำนวน Prepay ในแต่ละ Outlet Name

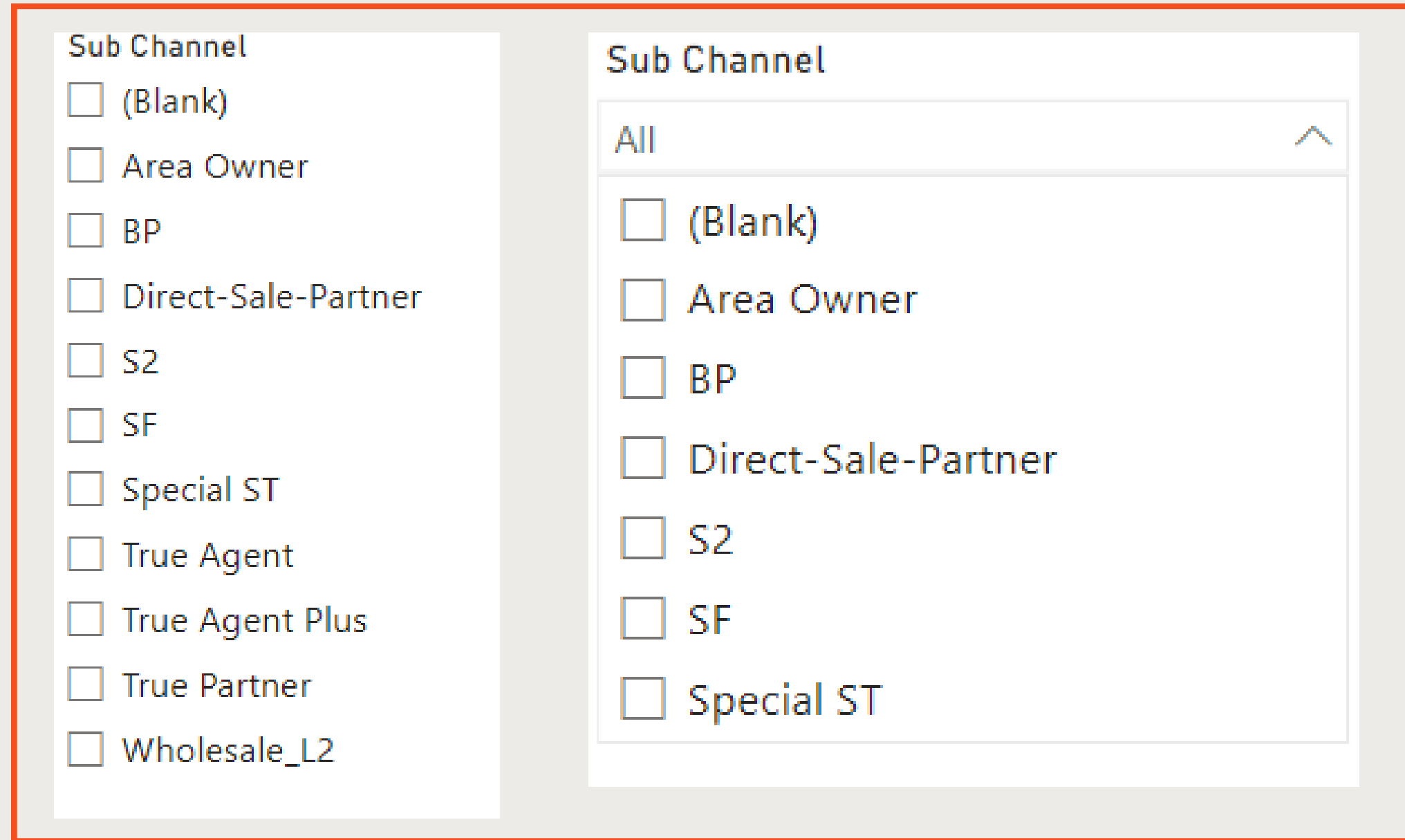
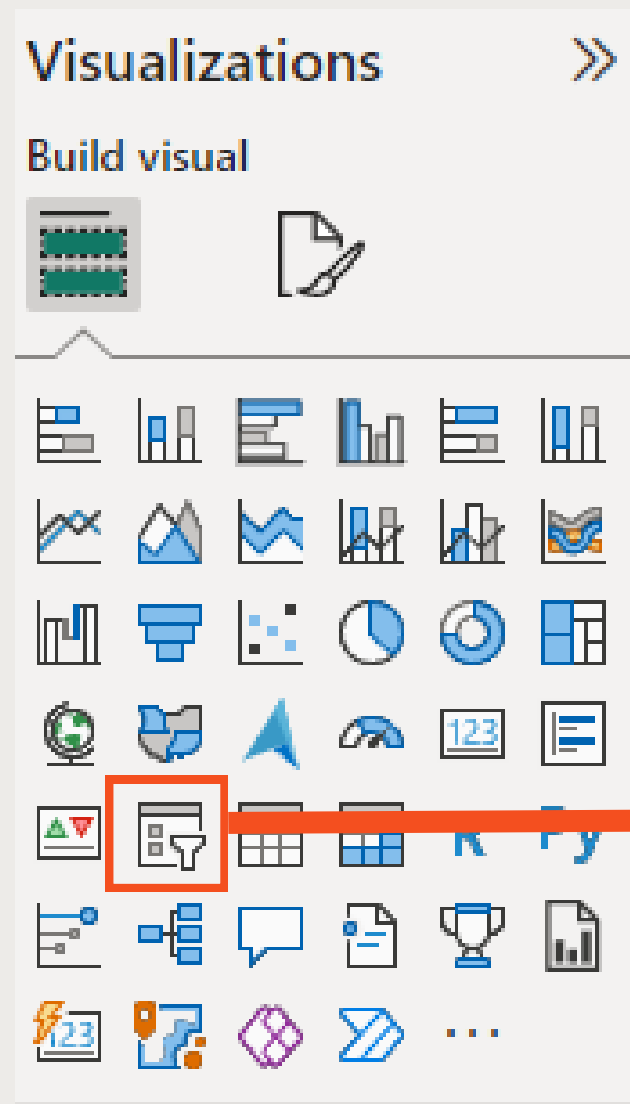


แบบฝึกหัด

2. ต้องการเห็นสัดส่วนของ Prepay, CS90 ของแต่ละ Partner Name



Slicer



เป็นตัวกรองข้อมูลในรูปแบบ Dropdown List หรือ แบบ Check Box

แบบฝึกหัด

3. ต้องการเห็นเฉพาะข้อมูล Direct Sales ในหมวดของ TDS Channel ที่แสดงกราฟ Prepay ของ Partner Name

